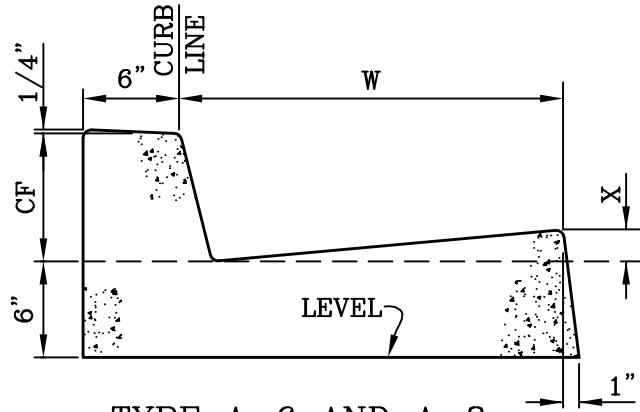
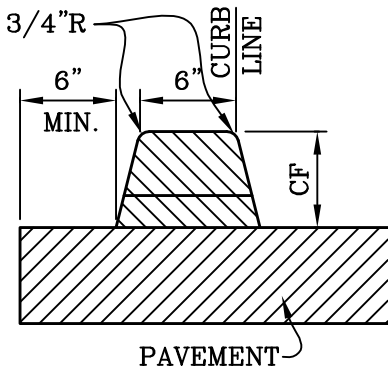


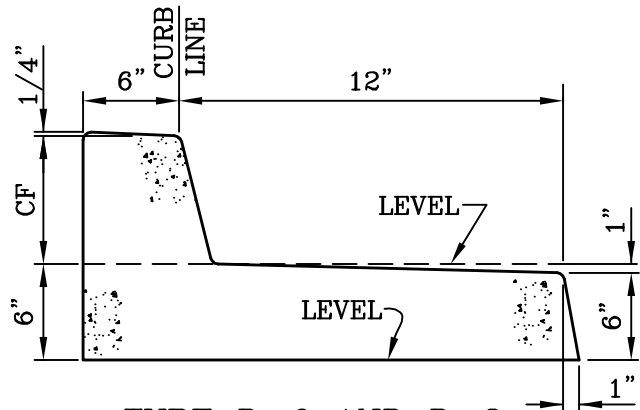
TYPE B-6 AND B-8



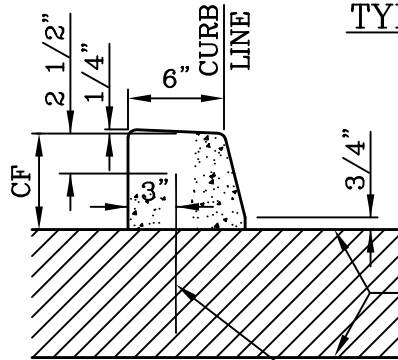
TYPE A-6 AND A-8
 W=18" X=1 1/2" FOR 6" CF
 W=24" X=2" FOR 8" CF



TYPE E-6 AND E-8



TYPE D-6 AND D-8



#4 DOWEL AT 4' OC
 10" MIN. LENGTH,
 GROUTED IN PLACE.

TYPE C-6 AND C-8

SEE SHT. 2 FOR NOTES

CITY OF MISSION VIEJO

CURBS AND GUTTERS

STANDARD
 PLAN NO.

316



Robert Anderson

9-23-03

APPROVED

RCE 30190

DATE

SHT 1 OF 2

NOTES:

1. ALL DIMENSIONS ARE MEASURED IN INCHES.
2. CURB FACE BATTER TO BE 3:12 FOR ALL CURBS.
3. ALL CURBS AND GUTTERS ARE CONSTRUCTED OF PORTLAND CEMENT CONCRETE TYPE V. EXCEPT TYPE E WHICH IS ASPHALT CONCRETE.
4. TYPE C CURB SHALL BE ANCHORED WITH DOWELS AS SHOWN OR WITH AN EPOXY APPROVED BY THE CITY ENGINEER.
5. GRADE SHALL BE MEASURED AT CURB LINE AT TOP OF CURB.
6. ALL EXPOSED CORNERS ON P.C.C. CURBS AND GUTTERS TO BE ROUNDED WITH A 1/2" RADIUS.
7. "CF" IS CURB HEIGHT. IT IS THE LAST NUMBER IN THE DESIGNATION.
8. WEAKENED PLANE JOINTS REQUIRED AT 10' INTERVALS.

CITY OF MISSION VIEJO



CURBS AND GUTTERS
NOTES

STANDARD
PLAN NO.

316

Robert Anderson 9-23-03

APPROVED RCE 30190 DATE

SHT 2 OF 2